









# Top 10 Climbers & Wall Shrubs




The best time to plant most climbers and wall shrubs is in the autumn when the soil is still warm, but moist, and the plants are nearly dormant. This allows them to get their roots established over the winter before they have to start producing new shoots and leaves in the spring. Plant at least 20cm away from the wall or fence. Make sure you dig a deep hole 1.5 times the depth of the container/root ball and 2 times its width. Then sprinkle the sides of the hole with bonemeal or a similar fertiliser that contains plenty of phosphorus (which helps the roots get established). Fill it with a mix of 50% organic matter (compost/manure) and 50% top soil. Firm in the plant with your heel to make sure that the roots are in contact with the soil and water it in well. If the weather is dry give the plant more water while it gets established.

Below are some suggestions for climbers and wall shrubs for specific locations.

Common Name	Species/Cultivar (type)	Details	Photograph
<b>Clematis</b> – for small spaces, arches and/or to grow in pots	Clematis 'Arabella'	Grows to 1.8m (6') with deep mauve/blue flowers in July – September likes sun or partial shade. Prune back to 20cm (8") above the ground in the spring.	
<b>Clematis</b> – for small spaces, arches and/or to grow in pots	Clematis florida var. florida sieboldiana	Grows to 2.5m (8' 4") with showy cream and purple flowers from May to August.	

Common Name	Species/Cultivar (type)		Common Name
<p><b>Ceanothus</b> – this variety is suitable for trellis and small spaces in the sun and can be pruned as a wall shrub.</p>	<p>Ceanothus thyrsiflorus 'Skylark'</p>	<p>Grows to 1.5m (5'), evergreen, blue flowers in May/June. It needs sun and protection from wind.</p>	
<p><b>Chaenomeles</b> – this small wall shrub is happy in sun or partial shade</p>	<p>Chaenomeles speciosa 'Geisha Girl'</p>	<p>Grows to 1.5m (5'), pale pink flowers March to May and yellow/green fruits in the autumn, prefers sun but fully hardy in cold areas.</p>	
<p><b>Jasmine</b> – fast growing; great for covering a sunny wall/fence.</p>	<p>Jasminum officinale 'Clotted Cream'</p>	<p>Grows quickly to 3m x 3m (9' x 9'). Scented flowers and dark green/purple leaves which offset the pale yellow flowers. Happy in dry conditions and prefers a sunny sheltered spot. Grow near where you sit or walk to appreciate its scent.</p>	
<p><b>Golden Hops</b> – fast growing large climber ideal for covering buildings, fences or walls in partial shade.</p>	<p>Humulus lupulus 'Aureus'</p>	<p>Grows quickly to 4/8m (12'/24') – 2.5m (7.5') Will brighten up a partially shaded area with its bright yellow leaves. Will grow in most soils, but prefers well drained conditions. Too much direct sun can burn the leaves.</p>	



Common Name	Species/Cultivar (type)	Details	Photograph
<p><b>Honeysuckle</b> – for large partially shady areas</p>	<p>Lonicera x tellmaniana</p> <p>Lonicera periclymenum 'Belgica'</p>	<p>Grows 5m x 2m (15' x 5') in moist soil. Flowers in May and June.</p> <p>Grows 7m x 1m (21' x 3') in moist soil. Flowers in May and June.</p>	
<p><b>Climbing Hydrangea</b> – for large shady areas</p>	<p>Hydrangea anomala subsp. petiolaris</p>	<p>Grows 15m x 3m (45' x 9') in moist soil. This is a self-supporting climber that attaches itself with suckers (similar to ivy) and so is better grown on brick or stone. It has white flowers in the summer, which will dry and stay on over winter. The stems form an ornamental pattern; visible in the winter.</p>	
<p><b>Crimson Glory Vine</b> – For large areas in sun or partial shade</p>	<p>Vitis coignetiae</p>	<p>Grows to 12m (36') x 3-4m (9 – 12') and has beautiful red autumn foliage followed by black berries.</p>	
<p><b>Firethorn</b> – a small wall shrub happy in sun or shade (but beware the thorns)</p>	<p>Pyracantha 'Orange Glow'</p> <p>Pyracantha 'Saphyr Jaune'</p> <p>Pyracantha coccinea</p>	<p>Grows 3m x 3m (9' x 9') and can be pruned to grow against a wall or fence with no support needed. White flowers in the summer followed by berries of yellow, red or orange depending on the variety. It has lethal thorns so do not plant near a path, door or narrow alley.</p>	